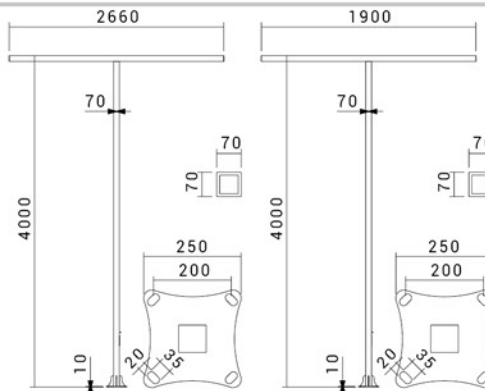
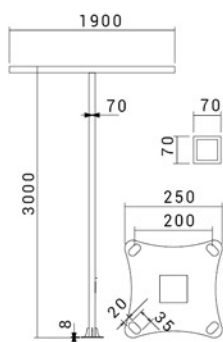


SH-S732

SH-S742




S7

SH-S732
SH-S742



INFORMATION



SH-S742



SH-S742



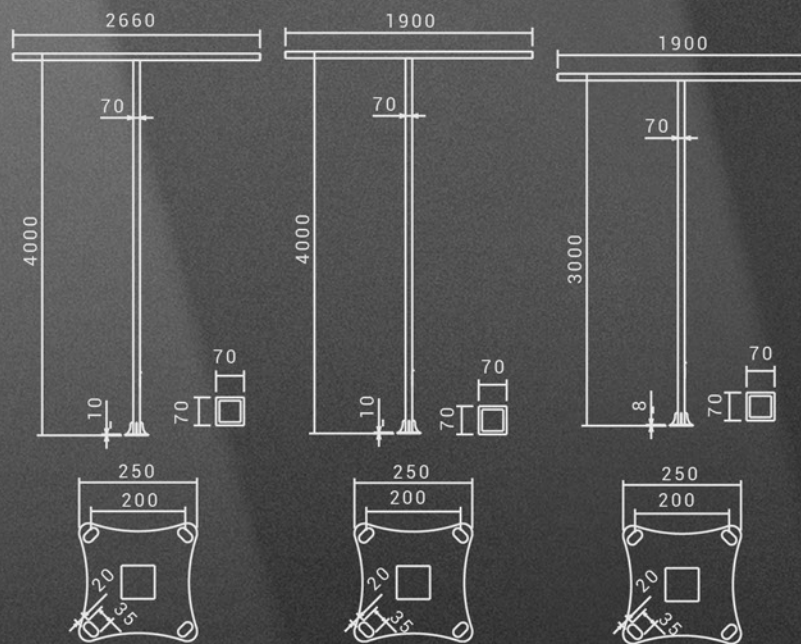
TECH INFO

CODE	POWER(w)	DISTANCE(m) TO THE NEXT POLE
SH-732	48	3
SH-742	48	5
SH-742	72	5


BEAM ANGLE

30°

SHEMATIC



SH-S742-72W SH-S742-48W SH-S732-48W



BRIGHTER STREETS,
BRIGHTER FUTURES.